

D-Link[®]
Building Networks for People

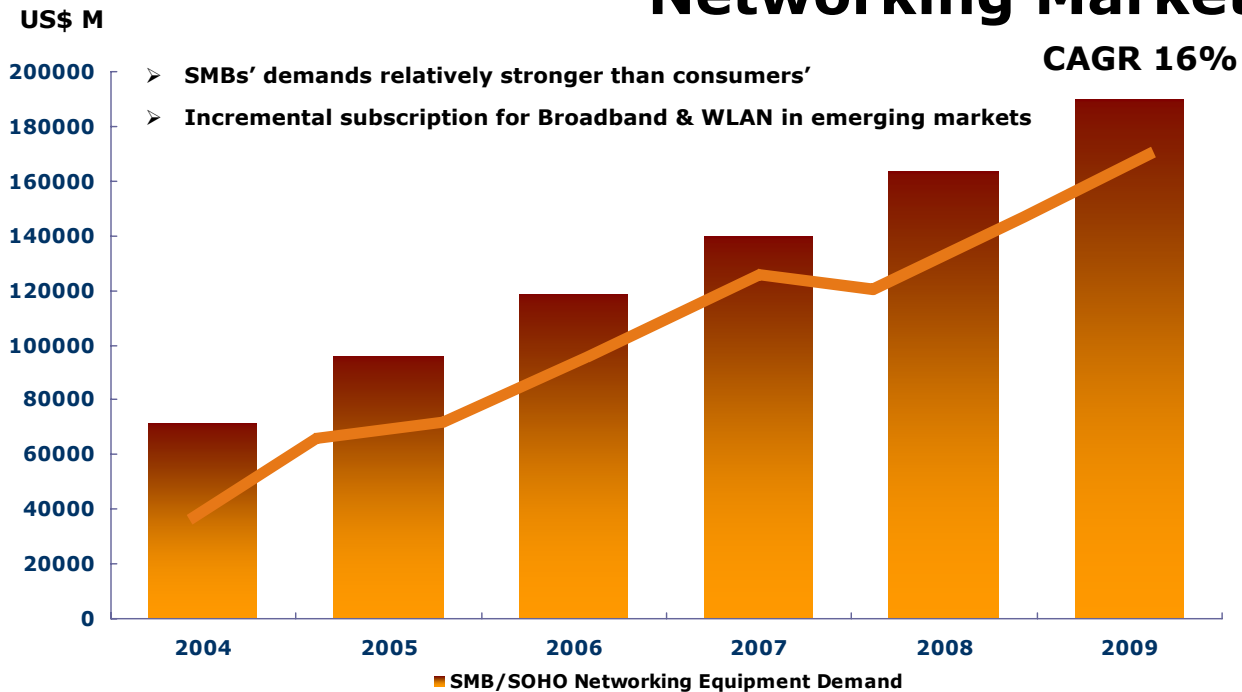
A low-angle photograph of several flagpoles extending upwards against a clear blue sky. Various national flags are flying from the poles, including the United States flag, the German flag, and the Japanese flag.

Deutsche Securities 2008 Taiwan Conference

January 17-18, 2008

Industry & Corporate Updates

WW SMB and SOHO Networking Market



Source: IDC, FY2006

YT3Q07 Income Statement & YoY Comparison

Unit: NT\$ million	YT3Q07		YT3Q06		YoY % Change
	AMT	%	AMT	%	
Net Sales	24,345	100.0	21,650	100.0	12.5
Cost of Goods Sold	15,856	65.1	14,644	67.6	8.3
Gross Profit	8,489	34.9	7,006	32.4	21.2
Operating Expenses	6,609	27.2	5,662	26.2	16.7
Operating Income	1,880	7.7	1,345	6.2	39.8
Total Non-Op. Inc. (Loss)	972	4.0	682	3.1	42.5
Income Before Tax	2,852	11.7	2,026	9.3	40.7
Tax (Exp.) / Income	(100)	(0.4)	(292)	(1.3)	(65.8)
Net Income	2,752	11.3	1,734	8.0	58.7
Minority Interest	(23)	(0.1)	(34)	(0.2)	(32.4)
Consolidated Income	2,729	11.2	1,700	7.8	60.5
EPS (NT\$)	3.99		2.49		60.5

* Calculated by fully diluted basis of 683.8mln shares

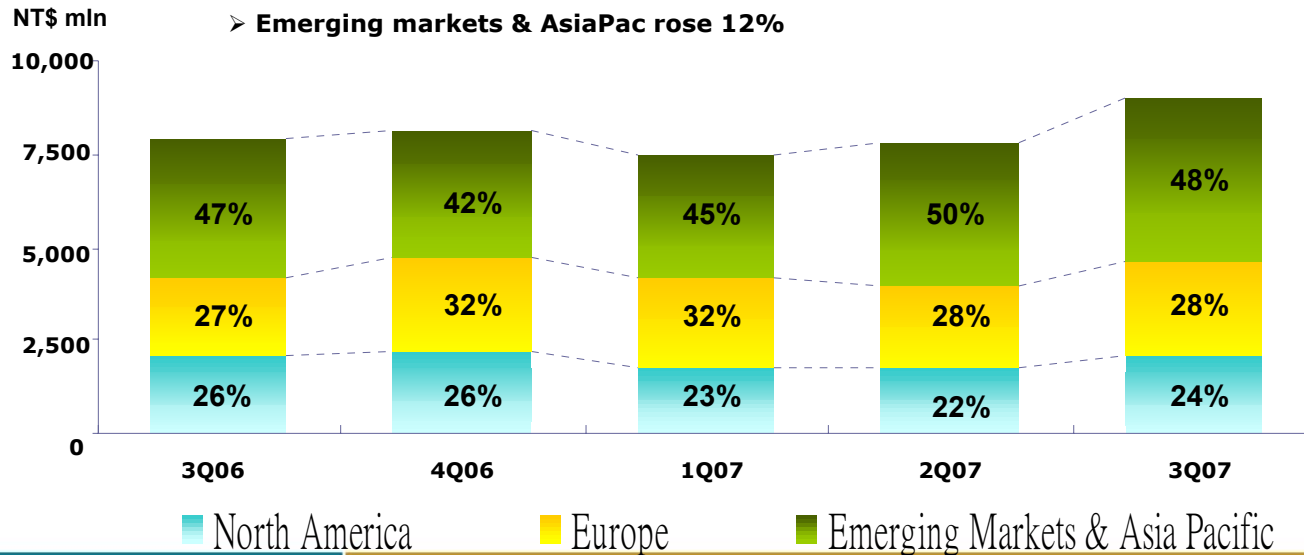
* The numbers are pro forma

Quarterly Revenue by Regions

Brand Only

3Q07 revenue up 15% QoQ

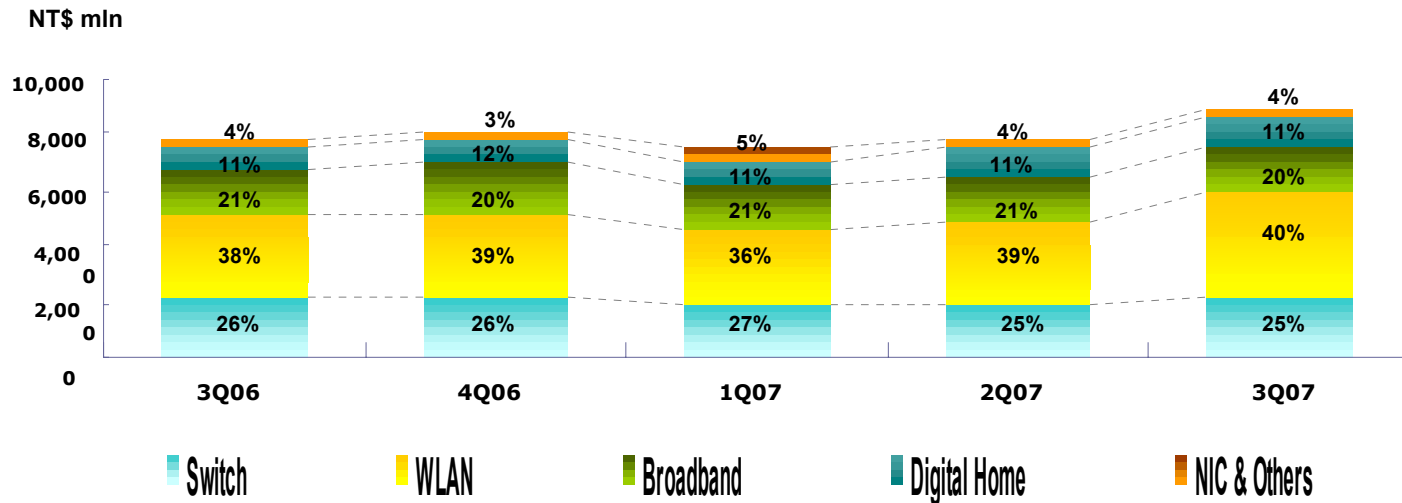
- N.A. jumped 22%
- Europe increased 15%
- Emerging markets & AsiaPac rose 12%



Quarterly Revenue by Products Brand Only

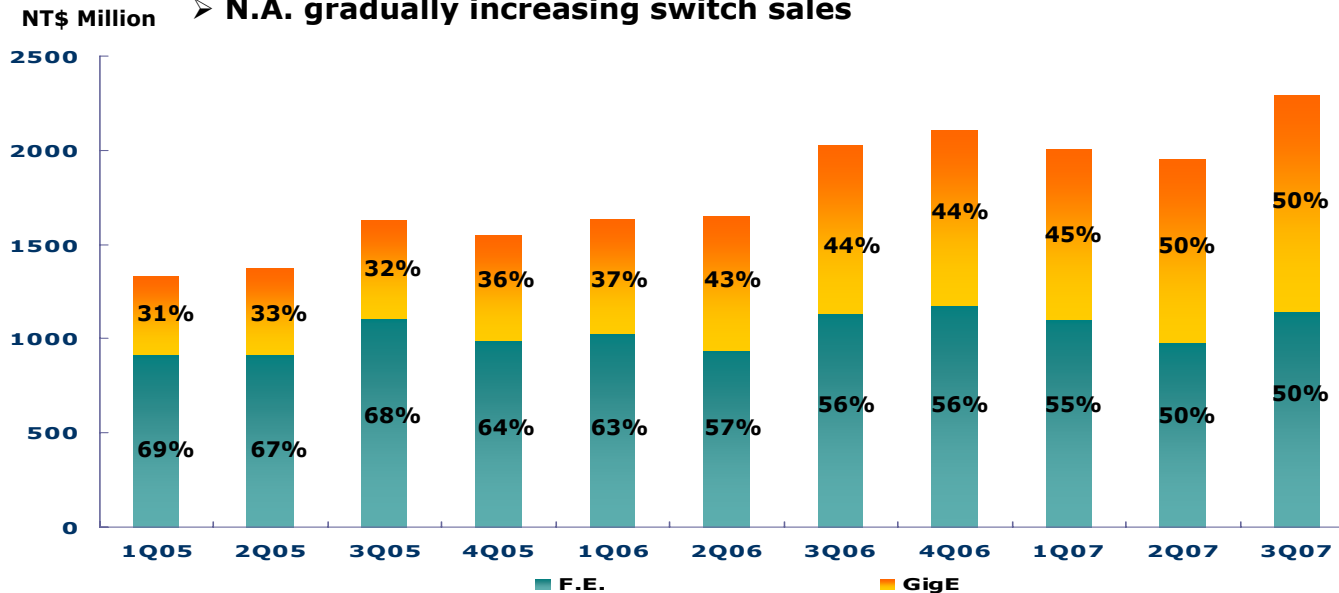
3Q/07 revenue QoQ comparison:

- Switch went up 17%
- WLAN increased 17%
- Broadband rose 13%
- Digital Home up 6%



D-Link Switch

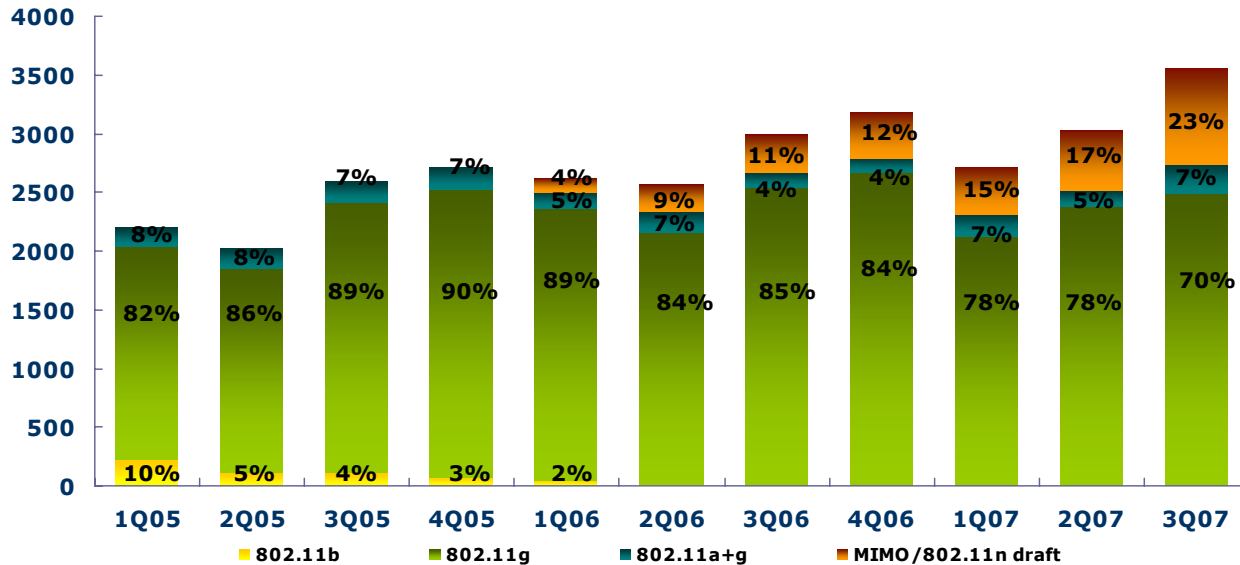
- Strong demands for switches in Russia and Central Europe
- N.A. gradually increasing switch sales



D-Link WLAN

- Shopping season for Pre-N in N.A. & Europe
- Commenced to ship Pre-N in major cities in Emerging markets & APAC

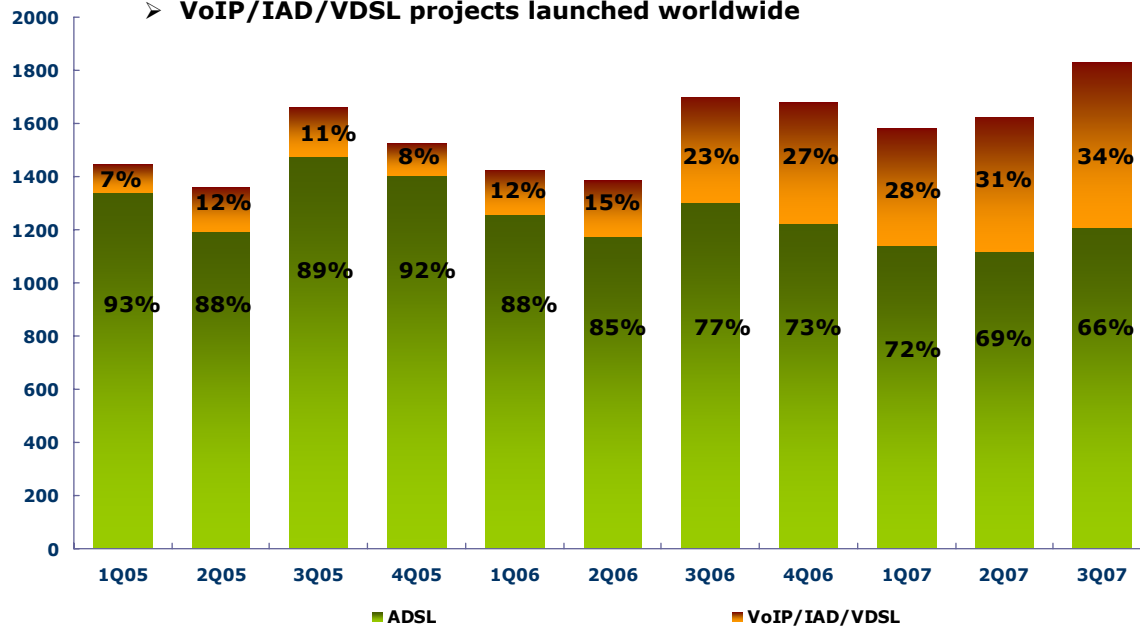
NT\$ Million



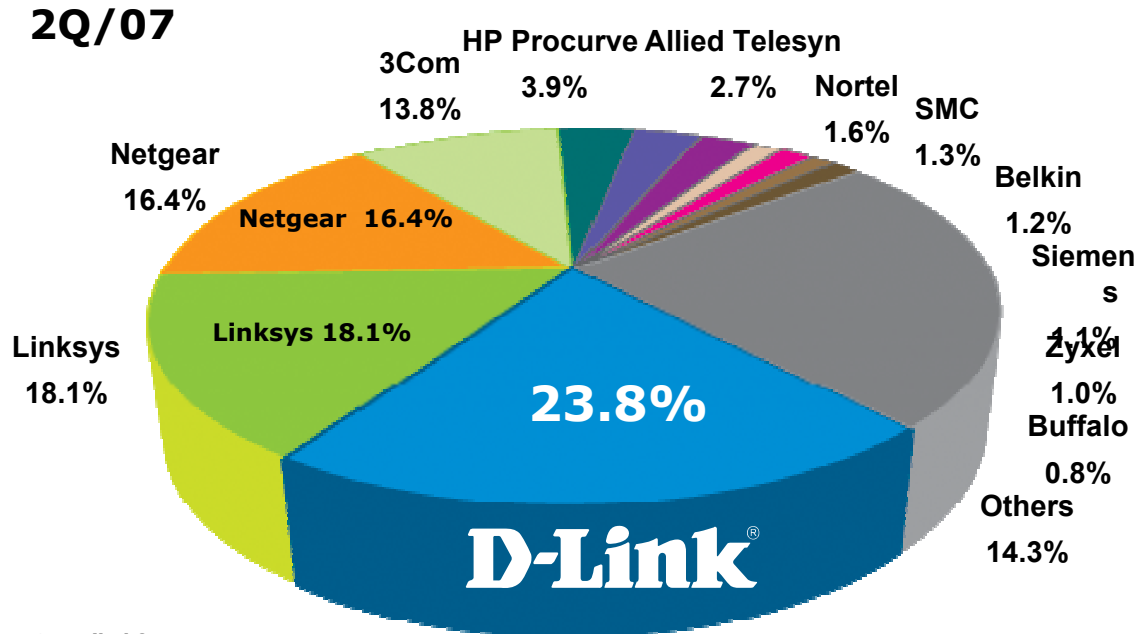
D-Link Broadband

NT\$ Million > Remaining cutting down low margin business for ADSL

> VoIP/IAD/VDSL projects launched worldwide



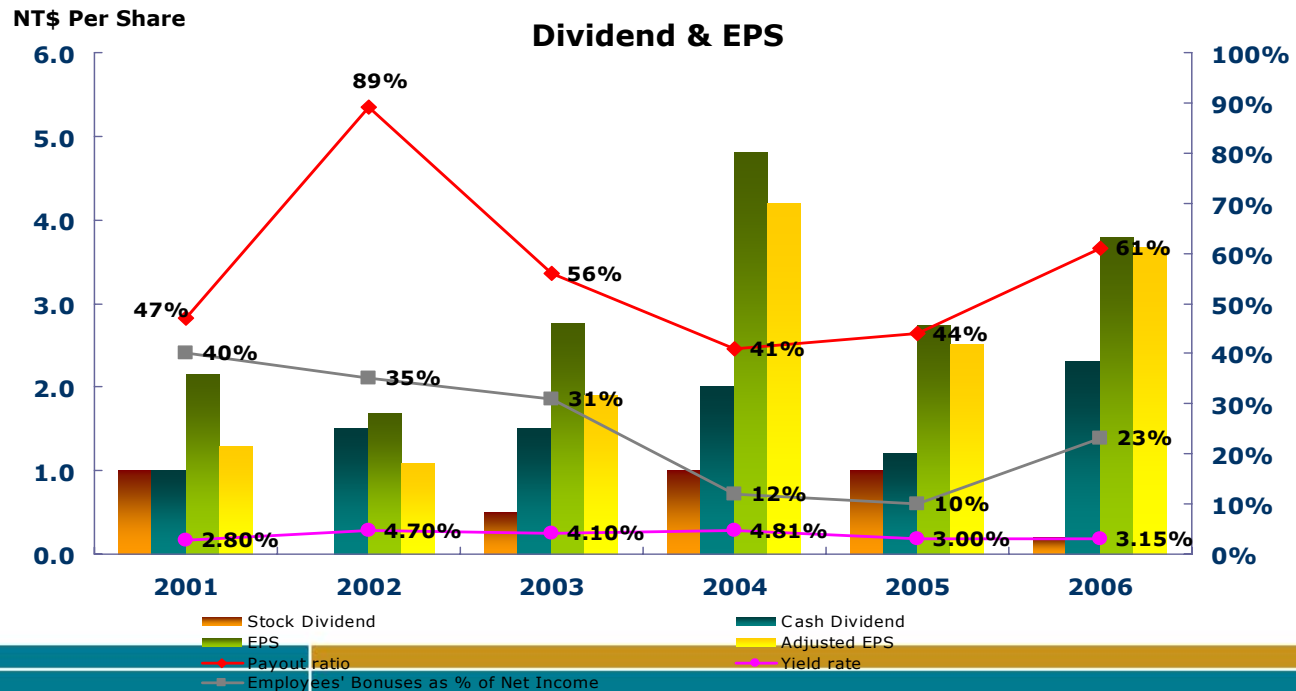
#1 in SOHO/SMB Market



Source: Compiled from
 In-Stat 2Q 2007 Wireless LAN Equipment Market Share Report
 In-Stat 2Q 2007 Ethernet LAN Switch Market Share Report
 In-Stat 2Q 2007 Broadband Equipment Market Share Report

High Dividend Payout

- Payout more cash over stock
- Limited employees' bonuses impact
- High yield rate



Safe Harbor Statement

All numbers are consolidated. Except for statements in respect of historical matters, the statements contained in this release are "forward-looking statements" within the meaning of Section 27A of the U.S. Securities Act of 1933 and Section 21E of the U.S. Securities Exchange Act of 1934. Such forward-looking statements involve known and unknown risks, uncertainties and other factors, which may cause the actual performance, financial condition or results of operations of D-Link Corporation to be materially different from any future performance, financial condition or results of operations implied by such forward-looking statements.

Q & A

*For complete financial and
press releases, please visit
<http://ir.dlink.com>*

D-Link[®]
Building Networks for People

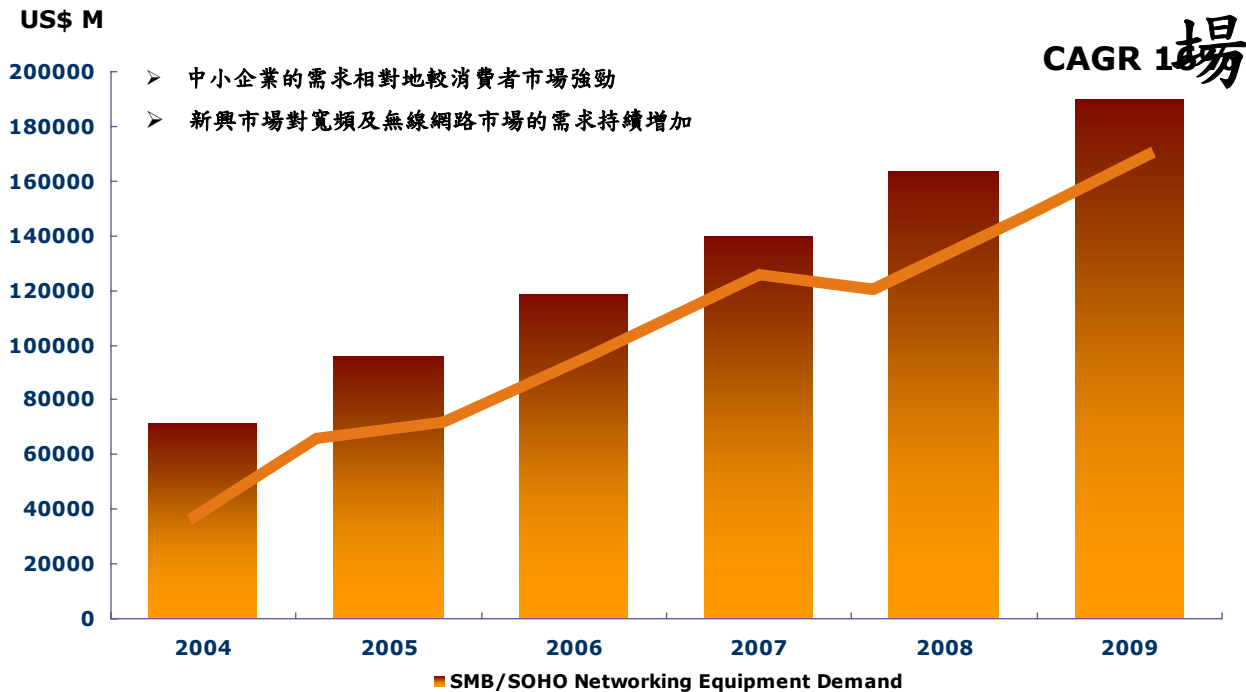


德意志證券
2008年台灣投資人會議

2008年1月17-18日

產業及公司概況

全球中小企業及SOHO網路市場



Source: IDC, FY2006

YT3Q07損益表 - 第三季與去年同期比較

Unit: NT\$ million	YT3Q07		YT3Q06		YoY % Change
	AMT	%	AMT	%	
銷貨收入淨額	24,345	100.0	21,650	100.0	12.5
銷貨成本	15,856	65.1	14,644	67.6	8.3
營業毛利	8,489	34.9	7,006	32.4	21.2
營業費用	6,609	27.2	5,662	26.2	16.7
營業收益	1,880	7.7	1,345	6.2	39.8
總營業外費用&損失	972	4.0	682	3.1	42.5
稅前淨利	2,852	11.7	2,026	9.3	40.7
所得稅費用	(100)	(0.4)	(292)	(1.3)	(65.8)
淨利	2,752	11.3	1,734	8.0	58.7
少數股權	(23)	(0.1)	(34)	(0.2)	(32.4)
合併淨利	2,729	11.2	1,700	7.8	60.5
每股紅利 (NT\$)	3.99		2.49		60.5

* Calculated by fully diluted basis of 683.8mln shares

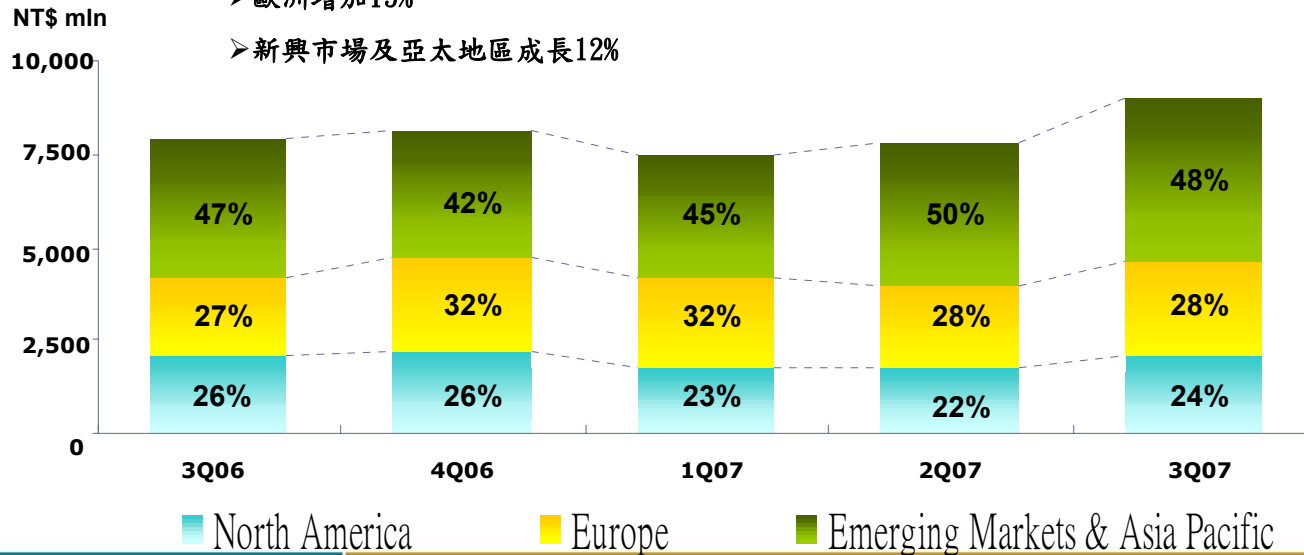
* The numbers are pro forma

各區域每季營收概況

品牌營收

3Q07營收較上季成長15%

- 北美上升22%
- 歐洲增加15%
- 新興市場及亞太地區成長12%



每季營收概況-產品別區分 品牌營收

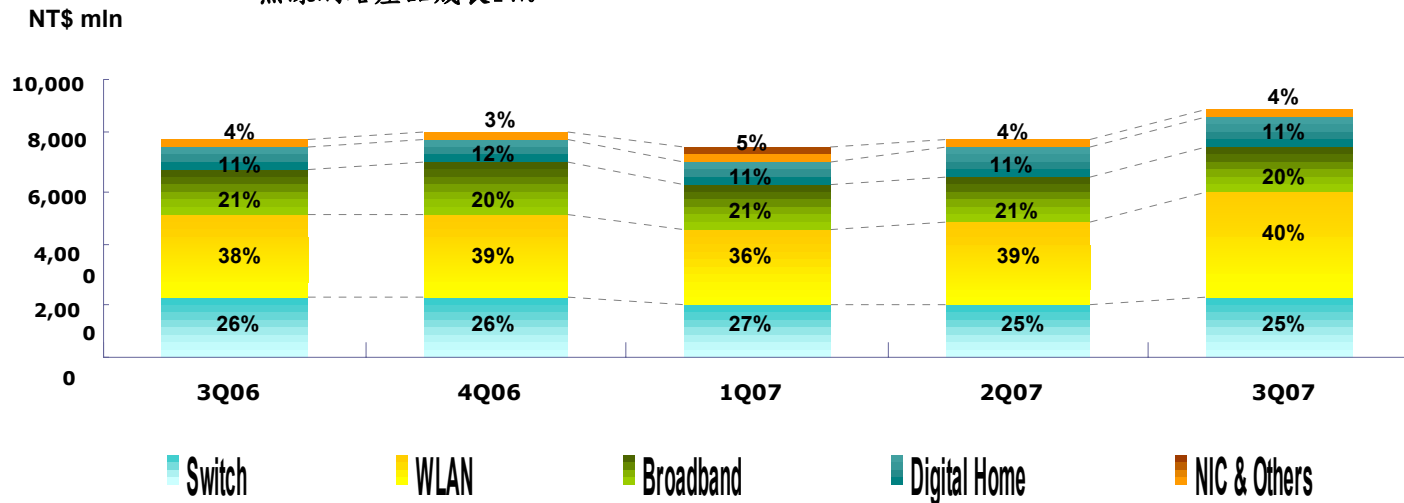
3Q/07營收與上一季比較:

➢ 交換器上升17%

➢ 無線網路產品成長17%

➢ 寬頻產品增加13%

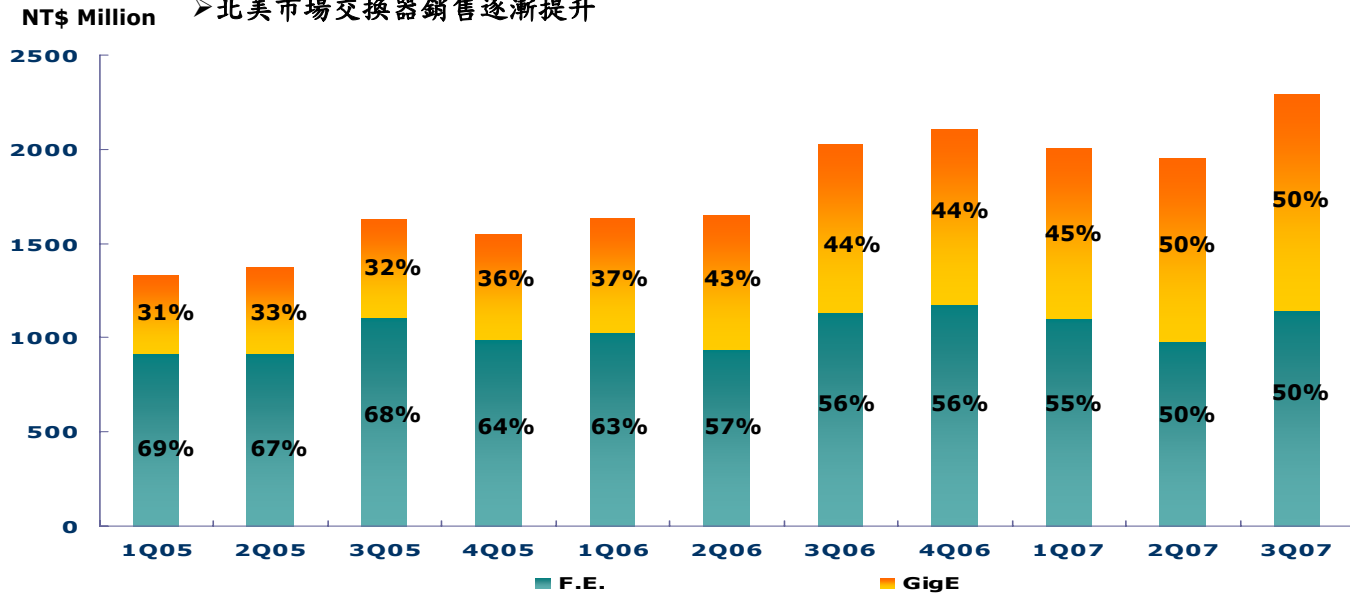
➢ 數位家庭產品上升6%



友訊交換器營收表現

➢ 俄國及中歐市場對交換器需求強勁

➢ 北美市場交換器銷售逐漸提升

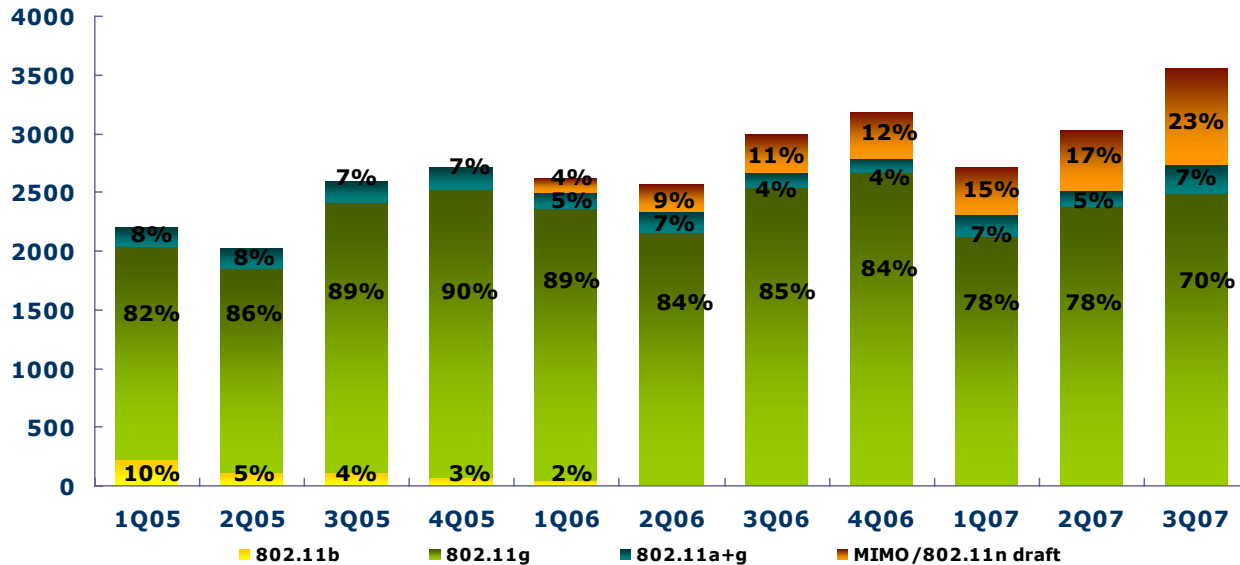


友訊無線網路產品營收表現

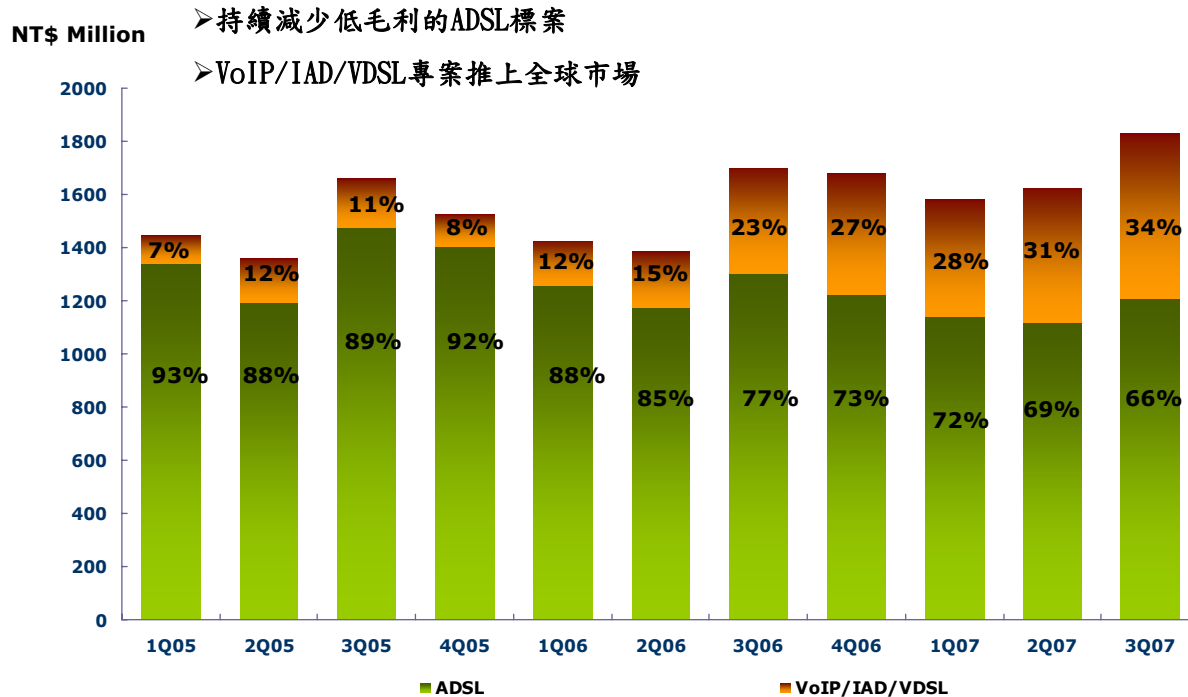
▶ 北美及歐洲耶誕及新年旺季有利Pre-N產品銷售

NT\$ Million

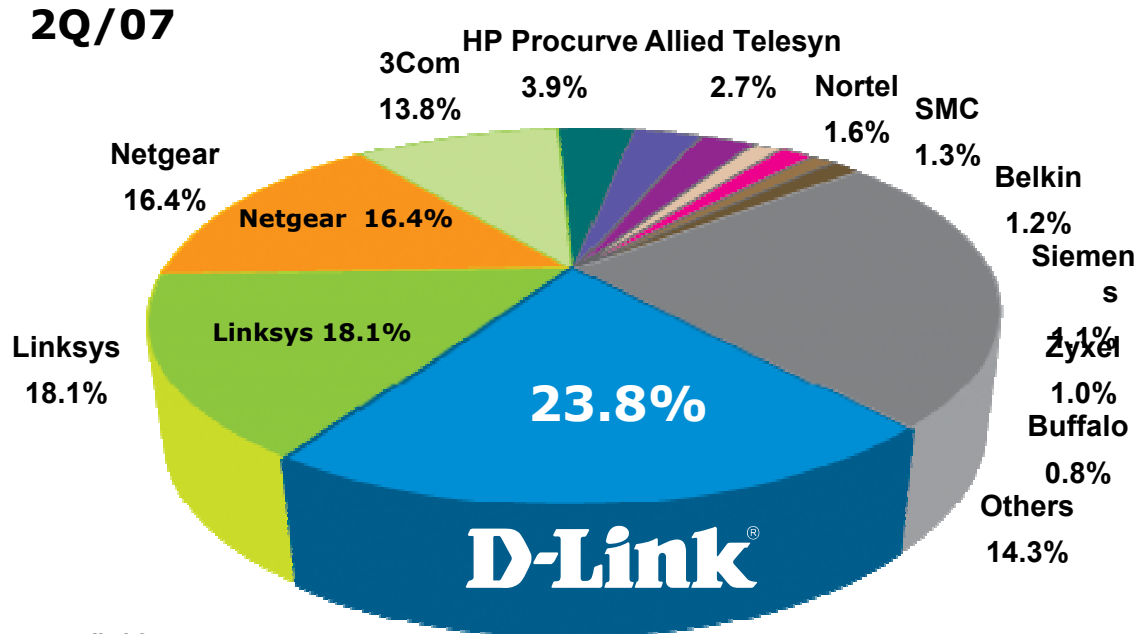
▶ 新興及亞太市場主要城市Pre-N產品正式上市



友訊寬頻產品營收表現



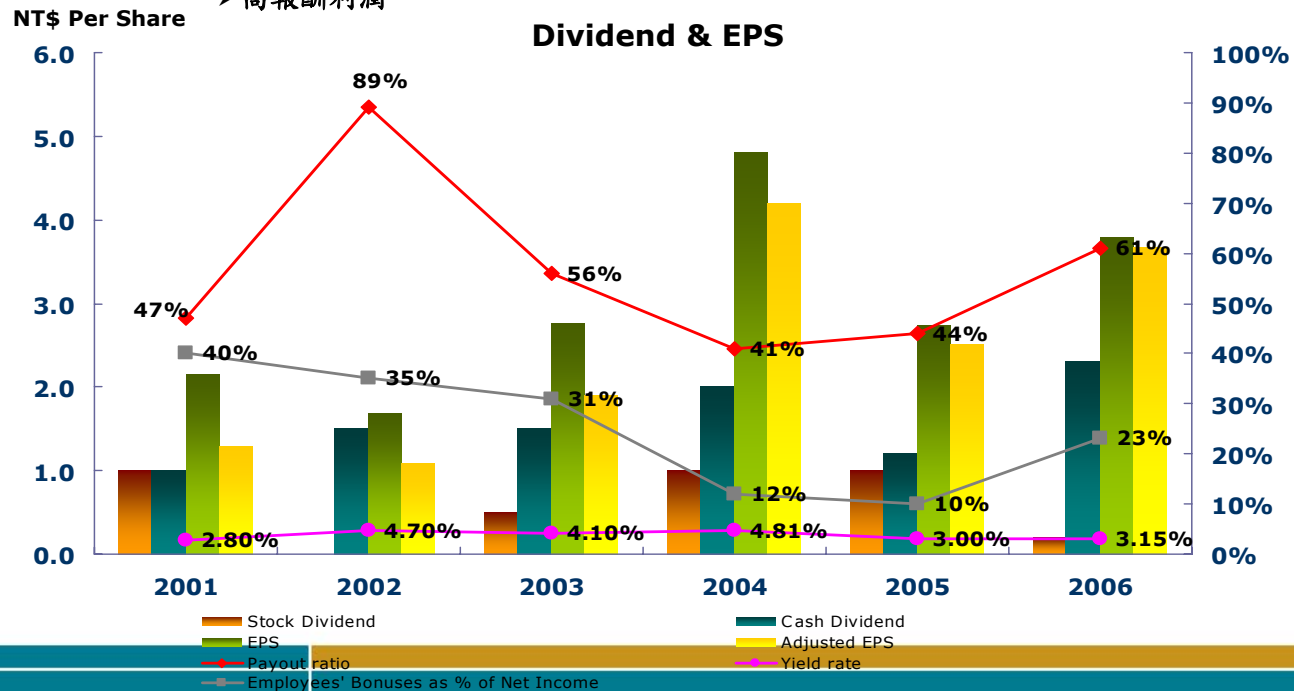
SOHO/SMB市場佔有率全球第一



Source: Compiled from
 In-Stat 2Q 2007 Wireless LAN Equipment Market Share Report
 In-Stat 2Q 2007 Ethernet LAN Switch Market Share Report
 In-Stat 2Q 2007 Broadband Equipment Market Share Report

高股息政策

- 現金股利配發高於股票股利
- 控制員工分紅配股衝擊
- 高報酬利潤



Safe Harbor Statement

All numbers are consolidated. Except for statements in respect of historical matters, the statements contained in this release are "forward-looking statements" within the meaning of Section 27A of the U.S. Securities Act of 1933 and Section 21E of the U.S. Securities Exchange Act of 1934. Such forward-looking statements involve known and unknown risks, uncertainties and other factors, which may cause the actual performance, financial condition or results of operations of D-Link Corporation to be materially different from any future performance, financial condition or results of operations implied by such forward-looking statements.

問題與建議

關於友訊科技完整的財務與公開資訊，請參考下方網址
<http://ir.dlink.com>